



SN8 INDEX – SOUTH ISLAND

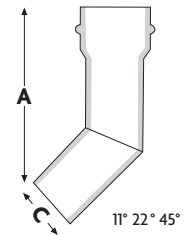
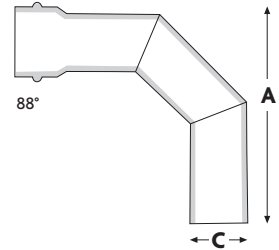
Bends – Plain	4.9
Junctions – Wye – RRJ – Spigot Branch	4.10
Junctions – Wye – Double RRJ – Spigot Branch	4.11
Junctions – Lunden – RRJ – Spigot Branch	4.12
Junctions – Lunden – Double RRJ – Spigot Branch	4.13
Manhole – Short – Plain – RRJ	4.14
Manhole – Starter – Gritted – RRJ	4.14
Manhole – Finisher – Gritted	4.14
Manhole – Long Socket – Connector – RRJ	4.15
Coupling – Plain – RRJ	4.15
Coupling – Slip – RRJ	4.15
Syphons – Mud Tank	4.16
Syphons – Half	4.16

All rubber ring joint socket profiles are suitable only for use with fixed ring type "Anger Lock" rings.



BENDS – PLAIN

CODE	DESCRIPTION	A	B	C	D
1571.150.11U (SN8)	Unglassed RRJ				
1571.150.22U (SN8)	Unglassed RRJ				
1571.150.45U (SN8)	Unglassed RRJ				
1571.150.88U (SN8)	Unglassed RRJ				
1571.175.11U (SN8)	Unglassed RRJ	500		200	
1571.175.22U (SN8)	Unglassed RRJ	500		200	
1571.175.45U (SN8)	Unglassed RRJ	500		200	
1571.175.88U (SN8)	Unglassed RRJ	500		200	
1571.225.11U (SN8)	Unglassed RRJ	650		250	
1571.225.22U (SN8)	Unglassed RRJ	650		250	
1571.225.45U (SN8)	Unglassed RRJ	650		250	
1571.225.88U (SN8)	Unglassed RRJ	650		250	
1571.300.11U (SN8)	Unglassed RRJ	700		315	
1571.300.22U (SN8)	Unglassed RRJ	700		315	
1571.300.45U (SN8)	Unglassed RRJ	700		315	
1571.300.88U (SN8)	Unglassed RRJ	700		315	
1571.375.11U (SN8)	Unglassed RRJ	800		400	
1571.375.22U (SN8)	Unglassed RRJ	800		400	
1571.375.45U (SN8)	Unglassed RRJ	800		400	
1571.375.88U (SN8)	Unglassed RRJ	800		400	
1571.475.11U (SN8)	Unglassed RRJ	1200		500	
1571.475.22U (SN8)	Unglassed RRJ	1200		500	
1571.475.45U (SN8)	Unglassed RRJ	1200		500	
1571.475.88U (SN8)	Unglassed RRJ	1200		500	



375mm and 475mm fittings are a non-stock item and are therefore made to order and non-returnable

NB: RRJ fittings are Female/Male

Rubber rings included

AS/NZS 1260:2009

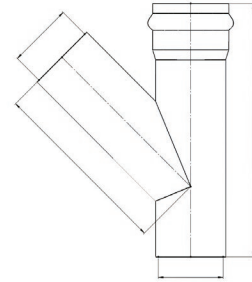


JUNCTIONS – RRJ – SPIGOT BRANCH



S1574

CODE	DESCRIPTION	A	B	C	D
S1574.150.45° (SN8)	Female/Spigot/Male	700	160	160	455
S1574.175.45° (SN8)	Female/Spigot/Male	800	200	200	800
S1574.225.45° (SN8)	Female/Spigot/Male	1000	250	250	765
S1574.300.45° (SN8)	Female/Spigot/Male	1000	315	315	750
S1574.375.45° (SN8)	Female/Spigot/Male	1500	400	400	
S1574.475.45° (SN8)	Female/Spigot/Male				
S1574.150.100.45° (SN8)	Female/Spigot/Male	600	110	160	250
S1574.175.100.45° (SN8)	Female/Spigot/Male	600	110	200	250
S1574.225.100.45° (SN8)	Female/Spigot/Male	650	110	250	400
S1574.300.100.45° (SN8)	Female/Spigot/Male	750	110	315	475
S1574.375.100.45° (SN8)	Female/Spigot/Male	750	110	400	550
S1574.475.100.45° (SN8)	Female/Spigot/Male				
S1574.175.150.45° (SN8)	Female/Spigot/Male	750	160	200	425
S1574.225.150.45° (SN8)	Female/Spigot/Male	750	160	250	475
S1574.300.150.45° (SN8)	Female/Spigot/Male	800	160	315	670
S1574.375.150.45° (SN8)	Female/Spigot/Male	850	160	400	700
S1574.475.150.45° (SN8)	Female/Spigot/Male				
S1574.225.175.45° (SN8)	Female/Spigot/Male	800	200	250	540
S1574.300.175.45° (SN8)	Female/Spigot/Male	1000	200	315	605
S1574.375.175.45° (SN8)	Female/Spigot/Male	1000	200	400	690
S1574.475.175.45° (SN8)	Female/Spigot/Male				
S1574.300.225.45° (SN8)	Female/Spigot/Male	1000	250	315	670
S1574.375.225.45° (SN8)	Female/Spigot/Male	1500	250	400	755
S1574.475.225.45° (SN8)	Female/Spigot/Male				
S1574.375.300.45° (SN8)	Female/Spigot/Male				
S1574.475.300.45° (SN8)	Female/Spigot/Male				
S1574.475.375.45° (SN8)	Female/Spigot/Male				



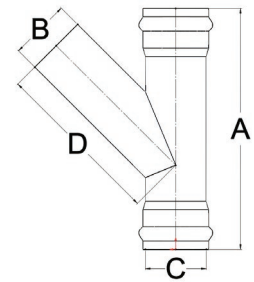
475mm fittings are also available on request
 375mm and 475mm fittings are a non-stock item and are therefore made to order and non-returnable
 NB: RRJ fittings are Female/Spigot/Male (mainway/branch/mainway)
 Rubber rings included
 AS/NZS 1260:2009

SN8 – SOUTH ISLAND



JUNCTIONS – DOUBLE RRJ – SPIGOT BRANCH

CODE	DESCRIPTION	A	B	C	D
S1504.150.45° (SN8)	Female/Spigot/Female				
S1504.175.45° (SN8)	Female/Spigot/Female	800	200	200	800
S1504.225.45° (SN8)	Female/Spigot/Female	1000	250	250	765
S1504.300.45° (SN8)	Female/Spigot/Female	1000	315	315	750
S1504.375.45° (SN8)	Female/Spigot/Female	1500	400	400	
S1504.475.45° (SN8)	Female/Spigot/Female				
S1504.150.100.45° (SN8)	Female/Spigot/Female	600	110	160	250
S1504.175.100.45° (SN8)	Female/Spigot/Female	600	110	200	250
S1504.225.100.45° (SN8)	Female/Spigot/Female	650	110	250	400
S1504.300.100.45° (SN8)	Female/Spigot/Female	750	110	315	475
S1504.375.100.45° (SN8)	Female/Spigot/Female	750	110	400	550
S1504.475.100.45° (SN8)	Female/Spigot/Female				
S1504.175.150.45° (SN8)	Female/Spigot/Female	750	160	200	425
S1504.225.150.45° (SN8)	Female/Spigot/Female	750	160	250	475
S1504.300.150.45° (SN8)	Female/Spigot/Female	800	160	315	670
S1504.375.150.45° (SN8)	Female/Spigot/Female	850	160	400	700
S1504.475.150.45° (SN8)	Female/Spigot/Female				
S1504.225.175.45° (SN8)	Female/Spigot/Female	800	200	250	540
S1504.300.175.45° (SN8)	Female/Spigot/Female	1000	200	315	605
S1504.375.175.45° (SN8)	Female/Spigot/Female	1000	200	400	690
S1504.475.175.45° (SN8)	Female/Spigot/Female				
S1504.300.225.45° (SN8)	Female/Spigot/Female	1000	250	315	670
S1504.375.225.45° (SN8)	Female/Spigot/Female	1500	250	400	755
S1504.475.225.45° (SN8)	Female/Spigot/Female				
S1504.375.300.45° (SN8)	Female/Spigot/Female				
S1504.475.300.45° (SN8)	Female/Spigot/Female				
S1504.475.375.45° (SN8)	Female/Spigot/Female				



475mm fittings are also available on request

375mm and 475mm fittings are a non-stock item and are therefore made to order and non-returnable

NB: RRJ fittings are Female/Spigot/Female (mainway/branch/mainway)

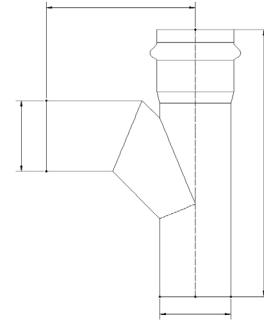
Rubber rings included

AS/NZS 1260:2009



JUNCTIONS – LUNDEN – RRJ – SPIGOT BRANCH

CODE	DESCRIPTION	A	B	C	D
S1574.150.88° (SN8)	Female/Spigot/Male	600	160	160	360
S1574.175.88° (SN8)	Female/Spigot/Male	800	200	200	580
S1574.225.88° (SN8)	Female/Spigot/Male	1000	250	250	648
S1574.300.88° (SN8)	Female/Spigot/Male	1000	315	315	
S1574.375.88° (SN8)	Female/Spigot/Male		400	400	
S1574.475.88° (SN8)	Female/Spigot/Male				
S1574.150.100.88° (SN8)	Female/Spigot/Male	600	110	160	220
S1574.175.100.88° (SN8)	Female/Spigot/Male	600	110	200	250
S1574.225.100.88° (SN8)	Female/Spigot/Male	600	110	250	250
S1574.300.100.88° (SN8)	Female/Spigot/Male	750	110	315	250
S1574.375.100.88° (SN8)	Female/Spigot/Male	750	110	400	300
S1574.475.100.88° (SN8)	Female/Spigot/Male				
S1574.175.150.88° (SN8)	Female/Spigot/Male	650	160	200	385
S1574.225.150.88° (SN8)	Female/Spigot/Male	750	160	250	410
S1574.300.150.88° (SN8)	Female/Spigot/Male	800	160	315	440
S1574.375.150.88° (SN8)	Female/Spigot/Male	1000	160	400	480
S1574.475.150.88° (SN8)	Female/Spigot/Male				
S1574.225.175.88° (SN8)	Female/Spigot/Male	800	200	250	605
S1574.300.175.88° (SN8)	Female/Spigot/Male	1000	200	315	637
S1574.375.175.88° (SN8)	Female/Spigot/Male	1200	200	400	680
S1574.475.175.88° (SN8)	Female/Spigot/Male				
S1574.300.225.88° (SN8)	Female/Spigot/Male	1000	250	315	680
S1574.375.225.88° (SN8)	Female/Spigot/Male	1500	250	400	723
S1574.475.225.88° (SN8)	Female/Spigot/Male				
S1574.375.300.88° (SN8)	Female/Spigot/Male				
S1574.475.300.88° (SN8)	Female/Spigot/Male				
S1574.475.375.88° (SN8)	Female/Spigot/Male				



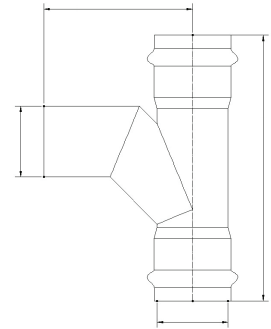
475mm fittings are also available on request
 375mm and 475mm fittings are a non-stock item and are therefore made to order and non-returnable
 NB: All RRJ fittings are Female/Spigot/Male (mainway/branch/mainway)
 Rubber rings included
 AS/NZS 1260:2009

SN8 – SOUTH ISLAND



JUNCTIONS – LUNDEN – DOUBLE RRJ – SPIGOT BRANCH

CODE	DESCRIPTION	A	B	C	D
S1504.150.88° (SN8)	Female/Spigot/Female	600	160	160	360
S1504.175.88° (SN8)	Female/Spigot/Female	800	200	200	580
S1504.225.88° (SN8)	Female/Spigot/Female	1000	250	250	
S1504.300.88° (SN8)	Female/Spigot/Female	1000	315	315	
S1504.375.88° (SN8)	Female/Spigot/Female		400	400	
S1504.475.88° (SN8)	Female/Spigot/Female				
S1504.150.100.88° (SN8)	Female/Spigot/Female	600	110	160	220
S1504.175.100.88° (SN8)	Female/Spigot/Female	600	110	200	250
S1504.225.100.88° (SN8)	Female/Spigot/Female	600	110	250	250
S1504.300.100.88° (SN8)	Female/Spigot/Female	750	110	315	250
S1504.375.100.88° (SN8)	Female/Spigot/Female	750	110	400	300
S1504.475.100.88° (SN8)	Female/Spigot/Female				
S1504.175.150.88° (SN8)	Female/Spigot/Female	650	160	200	385
S1504.225.150.88° (SN8)	Female/Spigot/Female	750	160	250	410
S1504.300.150.88° (SN8)	Female/Spigot/Female	800	160	315	440
S1504.375.150.88° (SN8)	Female/Spigot/Female	1000	160	400	480
S1504.475.150.88° (SN8)	Female/Spigot/Female				
S1504.225.175.88° (SN8)	Female/Spigot/Female	800	200	250	605
S1504.300.175.88° (SN8)	Female/Spigot/Female	1000	200	315	637
S1504.375.175.88° (SN8)	Female/Spigot/Female	1200	200	400	680
S1504.475.175.88° (SN8)	Female/Spigot/Female				
S1504.300.225.88° (SN8)	Female/Spigot/Female	1000	250	315	
S1504.375.225.88° (SN8)	Female/Spigot/Female	1500	250	400	
S1504.475.225.88° (SN8)	Female/Spigot/Female				
S1504.375.300.88° (SN8)	Female/Spigot/Female				
S1504.475.300.88° (SN8)	Female/Spigot/Female				
S1504.475.375.88° (SN8)	Female/Spigot/Female				



475mm fittings are also available on request

375mm and 475mm fittings are a non-stock item and are therefore made to order and non-returnable

NB: All RRJ fittings are Female/Spigot/Female (mainway/branch/mainway)

Rubber rings included

AS/NZS 1260:2009

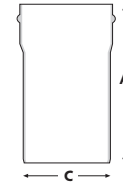


MANHOLE – SHORT – PLAIN – RRJ

CODE	DESCRIPTION	A	B	C	D
1500PL.150 (SN8)	Ungritted	1000		160	
1500PL.175 (SN8)	Ungritted	1000		200	
1500PL.225 (SN8)	Ungritted	1000		250	
1500PL.300 (SN8)	Ungritted	1000		315	
1500PL.375 (SN8)	Ungritted	1000		400	
1500PL.475 (SN8)	Ungritted	1000		500	
1500PL.500 (SN8)	Ungritted	1000		560	
1500PL.600 (SN8)	Ungritted	1000		630	



1500



MANHOLE – SHORT – GRITTED – RRJ

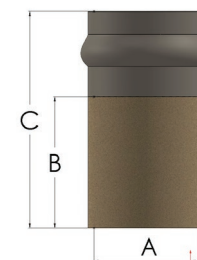

CODE	DESCRIPTION	A	B	C	D
1500GRC.150.430 (SN8)	Manhole Starter	430		160	200
1500GRC.175.450 (SN8)	Manhole Starter	450		200	200
1500GRC.225.450 (SN8)	Manhole Starter	450		250	220
1500GRC.300.600 (SN8)	Manhole Starter	650		315	250
1500GRC.375.600 (SN8)	Manhole Starter	600		400	300
1500GRC.475.1000 (SN8)	Manhole Starter	1000		500	300
1500GRC.500.1000 (SN8)	Manhole Starter	1000		560	400
1500GRC.600.1000 (SN8)	Manhole Starter	1000		630	400



100

MANHOLE – LONG SOCKET – CONNECTOR – RRJ

CODE	DESCRIPTION	A	B	C	D
1580GRC.100 (SN8)	Gritted Connector	110	250	330	
1580GRC.150 (SN8)	Gritted Connector	160	250	350	
1580GRC.175 (SN8)	Gritted Connector	200	250	350	
1580GRC.225 (SN8)	Gritted Connector	250	250	350	
1580GRC.300 (SN8)	Gritted Connector	315	250	400	
1580GRC.375 (SN8)	Gritted Connector	400	250	450	
1580GRC.475 (SN8)	Gritted Connector	500	250	460	
1580GRC.500 (SN8)	Gritted Connector	560	250	600	
1580GRC.600 (SN8)	Gritted Connector	630	250	600	



SN8 – SOUTH ISLAND

Rubber rings included
AS/NZS 1260:2009



1580

MANHOLE – FINISHER – GRITTED

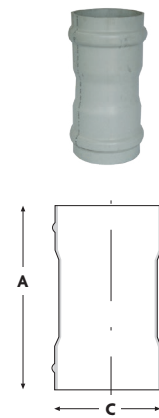
CODE	DESCRIPTION	A	B	C	D
100GRC.150.500 (SN8)	Gritted Finisher	500		160	
100GRC.175.500 (SN8)	Gritted Finisher	500		200	
100GRC.225.500 (SN8)	Gritted Finisher	500		250	
100GRC.300.500 (SN8)	Gritted Finisher	500		315	
100GRC.375.600 (SN8)	Gritted Finisher	600		400	
100GRC.475.1000 (SN8)	Gritted Finisher	1000		500	
100GRC.500.1000 (SN8)	Gritted Finisher	1000		560	
100GRC.600.1000 (SN8)	Gritted Finisher	1000		630	



1510

COUPLING – PLAIN – RRJ

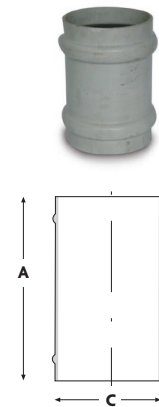
CODE	DESCRIPTION	A	B	C	D
1510.L.150 (SN8)	Plain Coupling RRJ	400		160	
1510.L.175 (SN8)	Plain Coupling RRJ	445		200	
1510.L.225 (SN8)	Plain Coupling RRJ	450		250	
1510.L.300 (SN8)	Plain Coupling RRJ	650		315	
1510.L.375 (SN8)	Plain Coupling RRJ	700		400	



1511

COUPLING – SLIP – RRJ

CODE	DESCRIPTION	A	B	C	D
1511.S.150 (SN8)	Slip Coupling RRJ	350		160	
1511.S.175 (SN8)	Slip Coupling RRJ	350		200	
1511.S.225 (SN8)	Slip Coupling RRJ	400		250	
1511.S.300 (SN8)	Slip Coupling RRJ	500		315	



Rubber rings included
AS/NZS 1260:2009

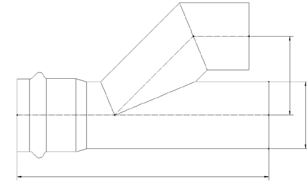


SYPHONS – MUD TANK




1560

CODE	DESCRIPTION	A	B	C	D
1560.100 (SN10)	Ungritted RRJ			110	
1560.150 (SN8)	Ungritted RRJ			160	
1560.175 (SN8)	Ungritted RRJ			200	
1560.225 (SN8)	Ungritted RRJ	950	280	250	
1560.300 (SN8)	Ungritted RRJ			315	
1560.375 (SN8)	Ungritted RRJ			400	

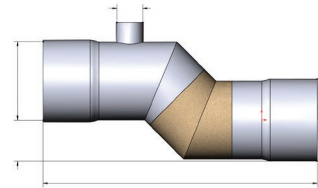


SYPHONS – HALF – GRITTED C/W VENT OUTLET – SCJ



170

CODE	DESCRIPTION	A	B	C	D
170GR.100 (SN10)	Gritted SCJ	110	110		
170GR.150 (SN8)	Gritted SCJ	160	110		
170GR.175 (SN8)	Gritted SCJ	200	110		
170GR.225 (SN8)	Gritted SCJ	250	110	1100	340
170GR.300 (SN8)	Gritted SCJ	315	110		
170GR.375 (SN8)	Gritted SCJ	400	110		



SN8 – SOUTH ISLAND



